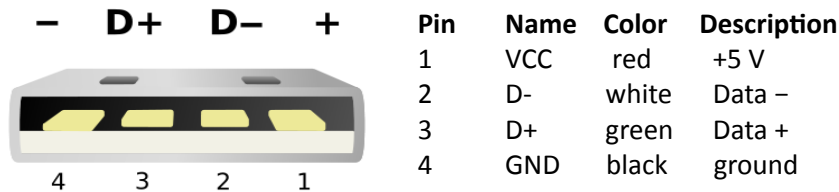



**CONFIGURATION**  
**SOLDERING INSTRUCTION**

*USB Standard A*

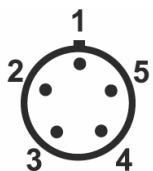


**LEMO 5 pol.**

**USB A**



“Lemo/ ACN”: Lemo series 0B 5-pin (matching connector FGG/JGG.0B.305.CLADxx)



- pin 1: ground
- pin 2: LTC IN /USB 5V Input
- pin 3: ACN: USB D+ / RS232 TX / Event Switch to Pin 4/ GPO (General Purpose Output TTL)
- pin 4: ACN: USB D- / RS232 RX / Event Switch to Pin 3/ GPI (General Purpose Input TTL)
- pin 5: LTC OUT / 3.3 Volts DC OUT

*Lemo/ACN remarks:*

- GPO is a timer-driven output with TTL output signal (47 Ohm series resistor)
- GPI is a timer-driven input and even a timer-driven output with an open-drain transistor. It has configurable pull-up (30k) and pull-down (20k) resistors.
- The event switch has a 200 mA fuse between pin 3 and 4

experience quality.

**Ambient Recording GmbH**

Schleissheimer Straße 181c | DE - 80797 Munich

vox +49 89 36055100 | fax +49 89 651855 | info@ambient.de | www.ambient.de/en

© 2014, Ambient Recording GmbH

**MADE IN GERMANY**